

Maintenance & Servicing Information

Operation of Knott Group BQ27 Unbraked Cast Coupling Head

PRECAUTIONS

The correct assembly and adjustment of all equipment is critical to the safe operation of the trailer. Therefore the procedures must only be carried out by competent persons. If you have any doubts about your ability to complete the procedure, we recommend this task is performed by your local service centre. You are advised to wear suitable protective equipment such as safety glasses, gloves and face mask. In addition be aware of hazards associated with handling workshop materials such as chemicals, oils and greases which maybe flammable and can prove to be irritants.

It is recommended that the opportunity is taken to inspect associated items for wear or damage and replace if necessary, they can be obtained through your local stockist.

All procedures should be carried out with the trailer on level ground with either the parking brake applied or wheel chocks front and rear. In addition the drawbar should be supported with the trailer horizontal. Where required consult your trailer handbook for the recommended jacking points and positions for stands.

The components are used in a wide variety of trailer and reference to the trailer manufacturer's manual must always be made for procedures and data relevant to the particular unit.

We have used "Plain English" descriptions throughout this text. If you are unsure of the meaning, if the procedure is unclear or you require any further information please use the following contact details:-

Europa House, Second Avenue
Centrum 100
Burton Upon Trent
Staffordshire
DE14 2WF

☎ +44 (0) 1283 531541

✉ sales@knottuk.com

Spelter Site
Caerau
Maesteg
Mid Glamorgan
CF34 0AQ

☎ +44 (0) 1656 739111

🌐 www.knottuk.com

IF IN DOUBT ASK

USE ONLY KNOTT ORIGINAL REPLACEMENT PARTS

The text includes guidance to assist in the safe execution of the procedures:

WARNING!

CAUTION!

NOTE.

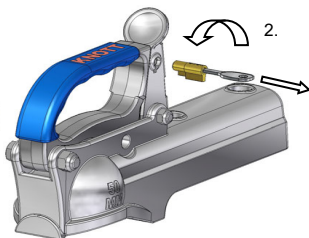
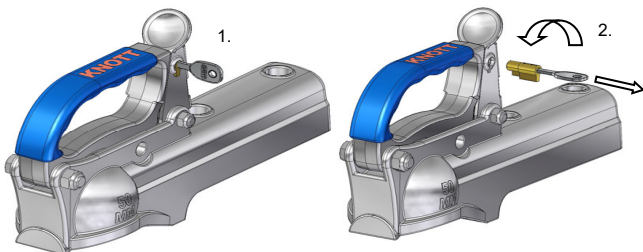
Risk of Injury.

Risk of damage to equipment.

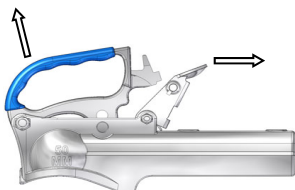
Safety requirement.

OPERATION OF THE KNOTT GROUP BQ27 UNBRAKED CAST COUPLING HEAD

1. With the key fitted in position 1 the head is locked.
2. Rotate the key counter clockwise and pull. This removes the lock, thus unlocking the head.



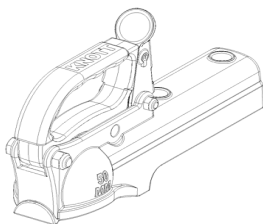
3. With the lock removed push the thumb catch rearwards and pull the handle upwards.



4. Lower the coupling head onto the towball.
5. Release the handle and thumb catch.
NOTE. Always ensure the coupling head and towball are engaged before moving off.
6. To Remove, repeat instruction 3.
7. To Lock re-insert lock, rotate the key clockwise, remove keys.
NOTE. Ensure thumb catch is in the closed position.

Max. Permissible total weight
Ga = 2700kg where applicable
Approval Mark:

ECE
E7 55R-011478
Nose Weight
(S) = 150kg



Ideally the Drawtube diameter should be between 32mm & 62mm

Fasteners

Hex head bolts, DIN EN ISO 4014 (old DIN 931)
Lock nut to ISO 7042 (old DIN 980)

2xM12—10.9
or 2x 1/2"-20 UNF 10.9

Torque Settings

M12 Gr.10.9 = 115+10Nm
1/2"-20 UNF Gr.10.9 = 115+10Nm